

Bella Beach

Tsunami Evacuation Plan

If you feel an earthquake **Drop, Cover, and Hold.**

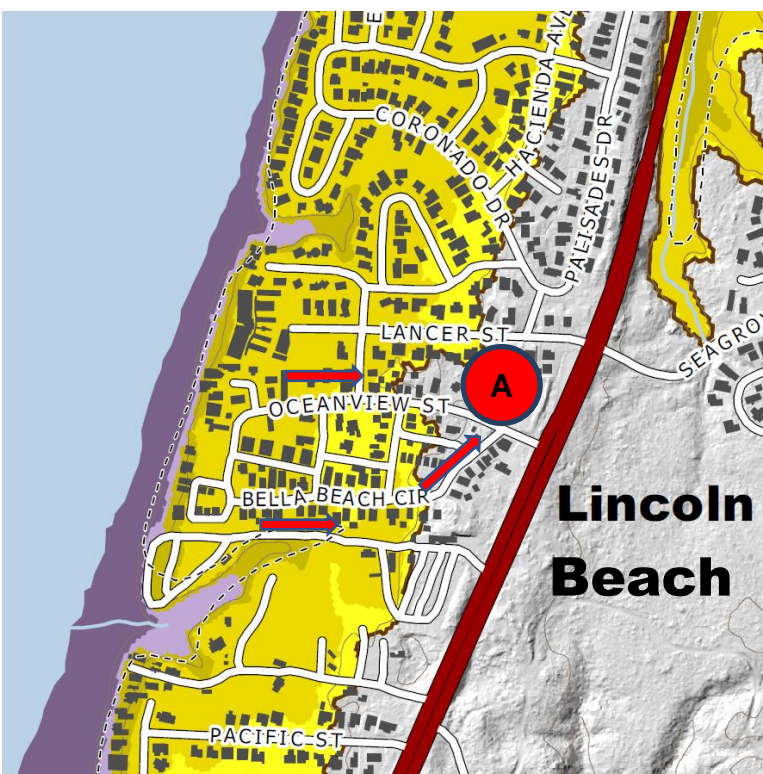
Once the earthquake stops quickly proceed to the assembly area. You may have **less than 15 minutes** to reach higher ground.

The assembly area for Bella Beach is at **Valerie's Green** in the NE corner of Bella Beach across from the Cafe.





Do NOT drive. Walking to the assembly area will be safer and quicker.

Once at the assembly area wait for the **All Clear** signal before returning to your home.

TIM-Linc-03. Map date 2/11/13. Tsunami Inundation Maps (TIM) for Gleneden Beach - Siletz River, Lincoln County, Oregon
Courtesy of Oregon Department of Geology and Mineral Industries (DOGMI). www.OregonGeology.org



KEY

-  Evacuate from This Area
-  Outside the Hazard Zone
-  Evacuation Route
-  Assembly Area